



## Cortland County Soil and Water Conservation District

100 Grange Place, Room 202, Cortland, NY 13045

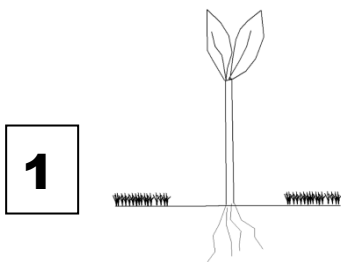
Phone: (607) 756-5991 • Fax: (607) 756-0029

[www.cortlandswcd.org](http://www.cortlandswcd.org)

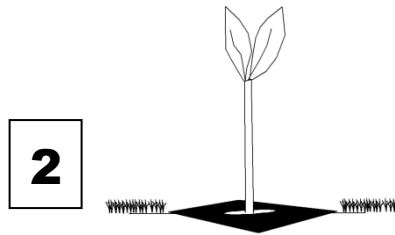
*SWCD...established to promote the conservation and wise use of our county's natural resources*

# Weed Mat Installation Instructions


## Without Tree Tubes



**1**  
Grub or Scalp an area around the seedling that is the same size as the weed mat so that there is bare soil surrounding the seedling.

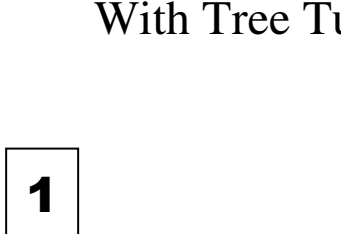


**2**  
Guide the seedling through the hole in the center of the weed mat with the shiny side of the mat facing up. Position seedling so that it is about 1" from either end of the opening.

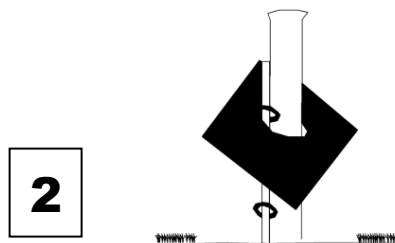


**3**  
Use a sod staple to close off the rest of the opening. Spread the mat out so that it is flat against the ground. Fold over each of the four corners and insert a staple through two layers of material.

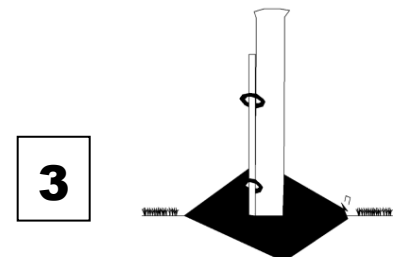
## With Tree Tubes



**1**  
Same as number 1 above.



**2**  
Guide the tree tube through the hole in the center of the weed mat with the shiny side of the mat facing up. Spread the mat out so that it is flat against the ground.



**3**  
Fold over each corner and insert a staple through two layers of material. A center staple is not required when installing a weed mat around a tree tube.